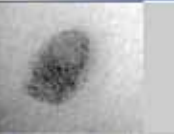


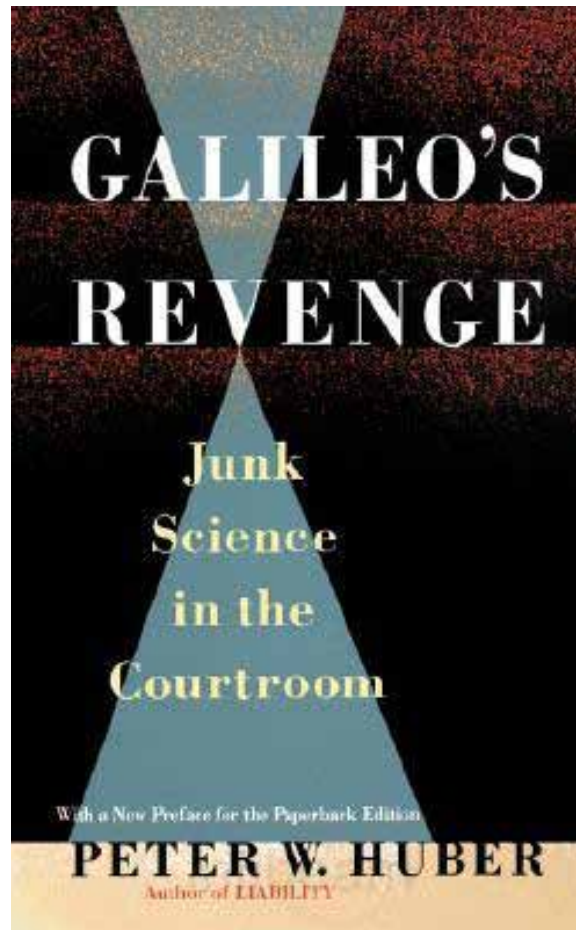
The Emperor's New Impression

Vincent J. Desiderio

The Emperor's New Clothes



The N-Ray




The Identification Process

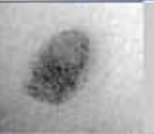
- You must incorporate all of the information that you have in order to reach a conclusion.
 - Class Characteristics
 - Size, shape, color, etc.
 - Individual Characteristics
 - Location, size, shape, orientation, detail
 - Mechanism of formation
 - Number of characteristics that are present

The Identification Process

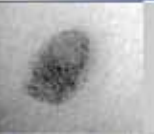
- The easy ones do not require any great expertise.
- The difficult ones do!
 - Knowledge of the materials involved.
 - Knowledge of the mechanism of formation.
 - Knowledge of how best to utilize enhancement techniques.
 - The significance of each and every detail.

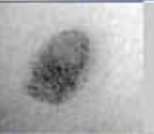


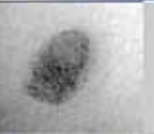

**Impression & Pattern
Evidence Symposium**

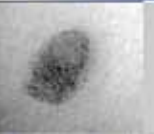




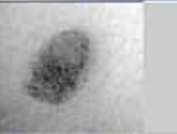




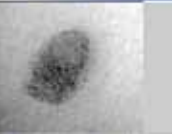


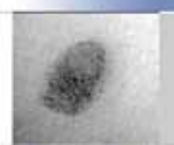


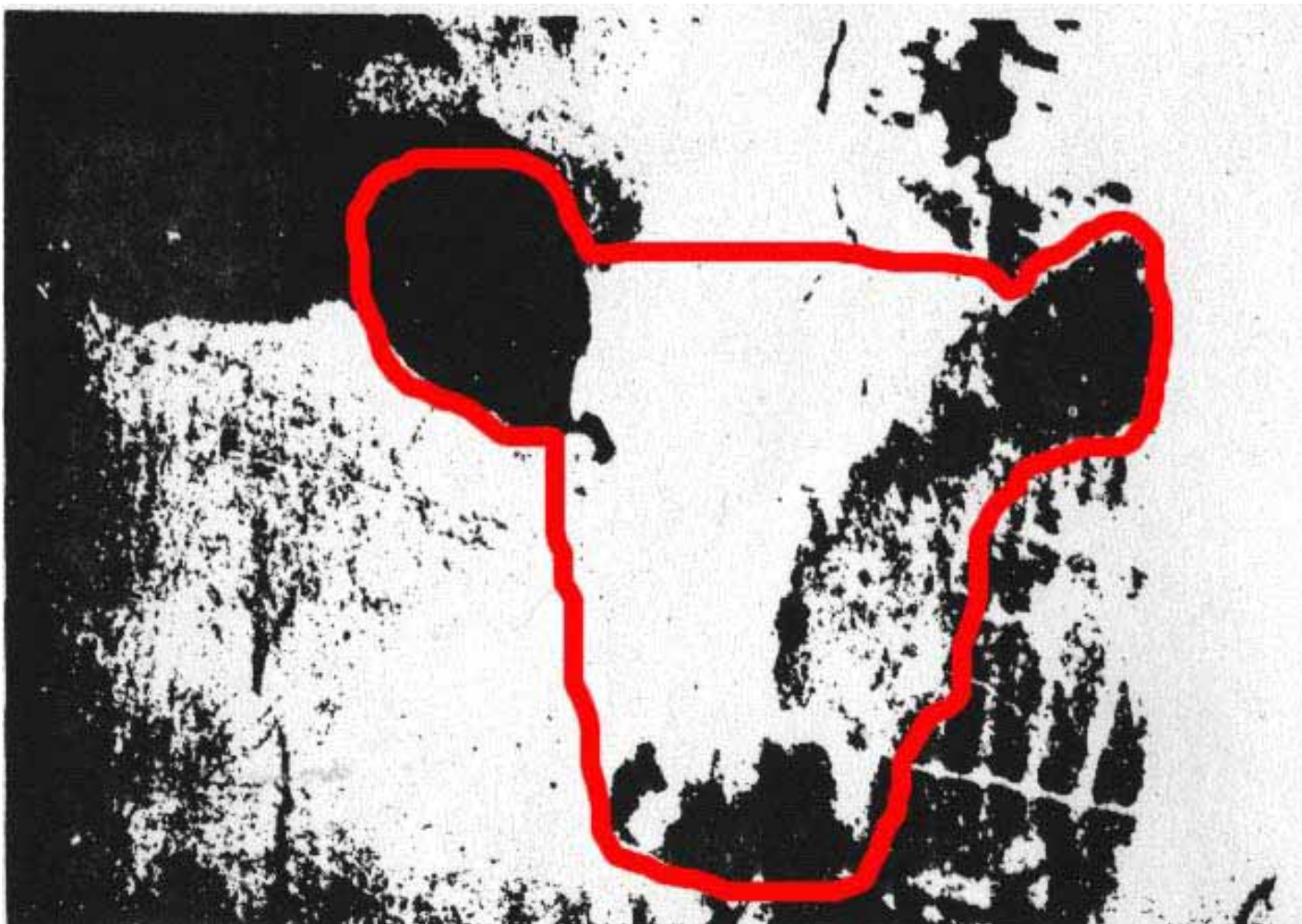
“I Know it When I See It”



**“I Know it When I See It
and You’ll Know it When I
show You!”**

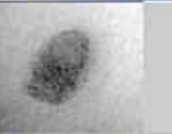






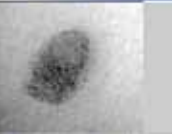
Important Tenets of Scientific Practice

- Transparency
 - All data used in the decision making process should be readily available for review.
- Reproducibility
 - If the conclusions are sound, anyone that reviews the data should come to the same conclusion.



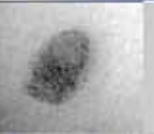
Transparency and Reproducibility

- In order to withstand scrutiny, our results must be reproducible and other people must be able to see exactly what we are seeing.
- How can we ensure that others see the same thing that we see in order to reach the same conclusion?



Transparency and Reproducibility

- **Thorough Documentation**
 - Detailed notes
 - Easy to follow
 - Logical approach
 - Sketches and diagrams
 - Photographs
- **Peer Review**
 - Internal (co-worker)
 - External (opposing expert)
- **Demonstration**
 - Presentation of information in court

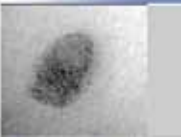


Transparency and Reproducibility

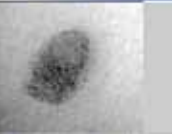
- We need to show attorneys, judges, and juries what we do and how we do it.
- We need to explain the process of identification step by step.
- We need to include visual documentation.







Case Examples



Case #1

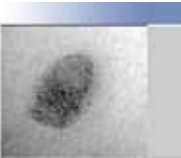




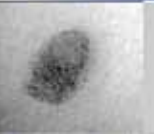





Case #2









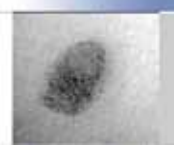
Side 1 Rear

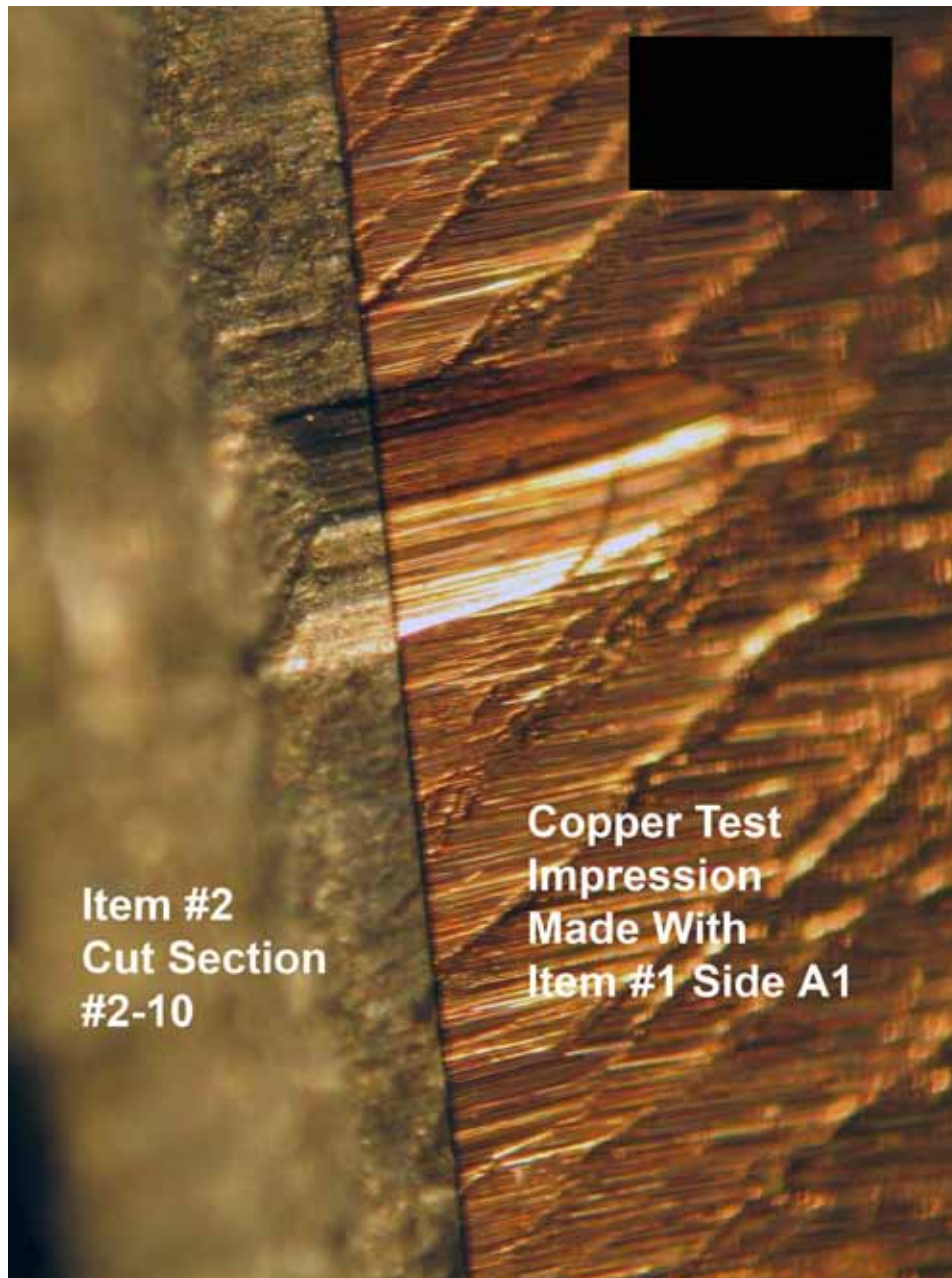
A1



Defect in
Surface

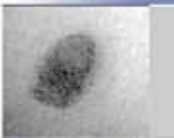
B1



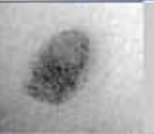


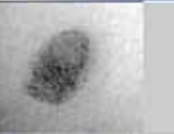
Item #2
Cut Section
#2-10

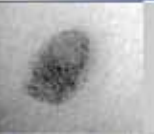

Copper Test
Impression
Made With
Item #1 Side A1




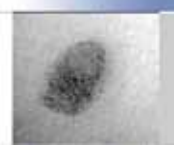

Case #3






















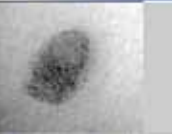
Conclusion

- This is a highly visual process and therefore the information obtained through our analyses should be easily conveyed to others so that they may see what we are talking about.
- If we do a better job of educating attorneys, judges, and jurors by showing them what we see and how we arrived at our conclusions, surely many challenges will be readily mitigated.
- If you are the only person who can see it, then perhaps it isn't there.



Acknowledgements

- Howard J. Baum Ph.D.
- Ajit Tungare
- Jacki Mancilla
- Ray Klama
- George W. Chin
- Michael Kennedy



Questions?

